



SERVING  
SAFETY

**Mors Smitt Railway Technology**  
**Signalling & rail infrastructure**

Safety . Reliability





SERVING  
SAFETY

**Mors Smitt Railway Technology**

# Signalling & rail infrastructure





**New solutions are co-designed with railway operators  
and contractors, creating ever safer railway networks**

Mors Smitt is a leading designer and manufacturer electro-mechanical components (e.g. relays, circuit breakers and transducers) and form, fit & function electrical control panels designed according to international railway standards.

## Signalling & rail infrastructure market

The extensive knowledge build up in the rolling stock market is nowadays used in the signalling & rail infrastructure market by supplying relays and customer specific test and measuring equipment. Due to increasing performance requirements of railway lines and the need for modernisation and replacement of obsolete parts, more and more rail infrastructure managers all over the world use our economical and proven reliable relay technology for signalling and control applications.

Our offer comprises:

- Signalling relays
- Safety critical relays
- Protection components
- Retrofit / replacement solutions
- Maintenance & test equipment

Not just our products and services but also our production sites are focused on environmental performance improvements by certification according to the IRIS, ISO9001:2008 and ISO14001.

**Safety. Reliability. Mors Smitt.**





## Signalling relays

Mors Smitt is an authority when it comes to signalling relays. We have inhouse expertise and manufacturing of various standards used in several networks:

- B-style relays (Netherlands, US)
- N.S1 relays (French standard SNCF)
- Q-style relay (British Rail Standard BR930)

Currently hundreds of relay designs are being manufactured meeting the strict requirements of railway operators. Mors Smitt can either manufacture new relays or provide a comprehensive refurbishment & repair service for existing units with re-certification.

Repair, retrofitting, maintaining, testing and re-calibration of signalling relays according to original factory specifications is part of our activity.

Mors Smitt also has extensive design capabilities enabling other relay versions & types to be developed and manufactured upon request, like special lamp proofing relays.



B-style relay



N.S1-style relay



Q-style relay





Our production capacity of signalling relays is flexible and responsive. Supply against low or high volumes orders is equal.



Product quality is guaranteed by using the latest technology production equipment, well trained, dedicated and experienced staff, end-of-line test computers assuring compliancy to specific railway standards.



**'Quality and safety are the drivers of our thinking and doing'**



## N.S1 relays

N.S1 signalling and vital relays are a consistent, adaptable range of relays with plug-in connection, small size, modular construction, low power consumption, compliance to French and SNCF standards, conformity to UIC recommendation, Ag / Ag CdO contacts and 24 V standard voltage.

Line relay



Point operating relay



Post relay



See our brochure 'Signalling and vital relays N.S1' for more detailed information on [www.morssmitt.com](http://www.morssmitt.com).

## BR930 relays

BR930 relays are of modular plug-in design. Interlocking of the relay and plugboard is achieved by a pin code registration system which ensures that only those relays having the same pin code as the plugboard can be interchanged.

The contact arrangement for each relay is as specified in the relevant BR standard and up to 16 pairs of contacts can be accommodated in the same housing. Contact pairs typically consist of a domed silver tip, mating with a flat, silver/carbon tip and all contacts are in compliance with BR specifications.



See our brochure 'Signalling relays BR930' for more detailed information on [www.morssmitt.com](http://www.morssmitt.com).





## GRS type B1 & B2 relay inhouse verification

### Contact operation, detection and adjustment

Special calibration tools have been developed to check the operation of the N/O and N/C contacts. The contact operation are visualised by LED's to be able to calibrate the contacts and guarantee proper operation of each contact.



Calibration of slow pick-up and slow release B1 relay




Calibration of B2 code transmitter



Calibration of B2 vane relay



**Contact pressure measurement**  
The contact pressure is measured mechanically, evaluated and adjusted to guarantee the quality of the electrical connection.



**Contact resistance measurement**  
The resistance is measured electrically, to determine the contact has to be cleaned or replaced.



**Contact cleaning**  
Cleaning allows a better inspection of the contact and reduces the resistance.



Before



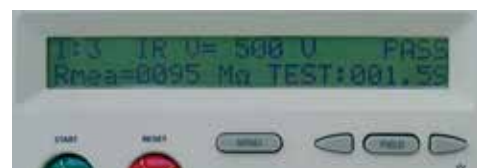
After



## GRS type B1 & B2 relay inhouse testing

### Testing

Dutch Railways has certified Mors Smitt as Red Label Expert on B1/B2 type relays.




### High voltage insulation test

Each relay is submitted to a high voltage insulation test to check the insulation properties of the relay. Degraded coils, wiring and bases can be detected and replaced.



### Pick-up and drop-away test

To inspect the calibration the pick-up (voltage and current) and drop-away values are measured. Also the resistance of the coil is determined to be within the tolerances. If not, the coil will be replaced.



### Operational simulation test

An operational test of 24 hours is performed to guarantee the quality of the relay after the revision. After the test the relay is re-checked again to meet the required specification.





## Safety-critical relays

The safety-critical relay portfolio comes from safety rolling stock applications such as automatic braking units (ATB) or automatic train operating systems (ATO). There is an increasing interest to use this proven technology in trackside signalling applications because it is space saving and very economic.

There are four groups: general purpose relays, semi-vital relays, safety-critical relays and vital relays. Unique relay features such as spring enhanced gravity function in combination with 'non-weldable' double make - double break contacts and weld-no-transfer function ensures compliance with the highest safety demands.


The design criteria for rolling stock safety-critical relays are severe DC voltage switching with inductive loads (8 - 12 A at 110 - 125 VDC, L/R = 40ms), long life = 100 million operations, extremely high MTBF values, compact size, working temperature -40 °C...+80 °C and resistant to highly humid and corrosive environments.

Main advantages of safety-critical relays:

- Significant cost saving: less space needed, compact and simple installation
- No maintenance
- Compliant to all relevant international railway standards
- Long term availability & international support
- Insensitive against EMI & electrical disturbance







## Retrofit and replacement solutions

Extending life expectancy by upgrading obsolete and outdated rail network installations is mandating the replacement and retrofit of obsolete components. Many authorities recognize Mors Smitt's expertise in this field, especially for retrofit and replacement with form, fit and function compliant systems (FFF).

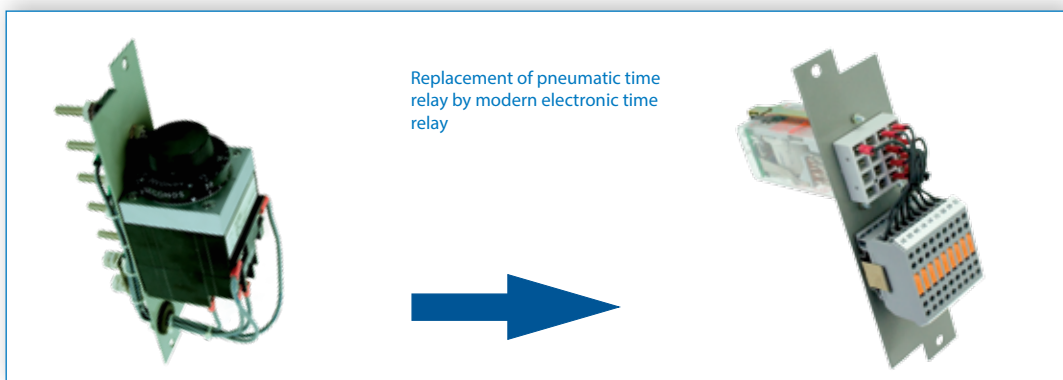
This is an area of increasing significance:

- Inhouse design and prototyping of new solutions
- Customer specific type testing and validation
- On site implementation and commissioning
- After sales support

Mors Smitt delivers perfect and competitive on time solutions for any challenge of space limitations and technical requirements.

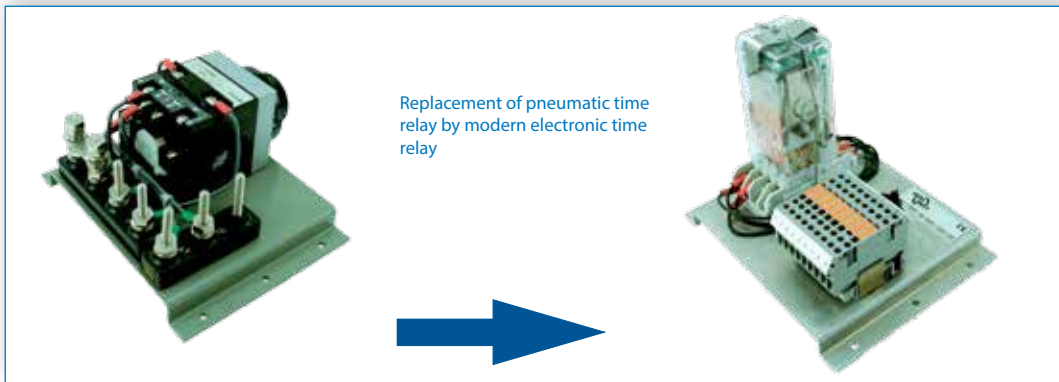
Some examples of our replacement solutions are:

### MS-TBBU-R

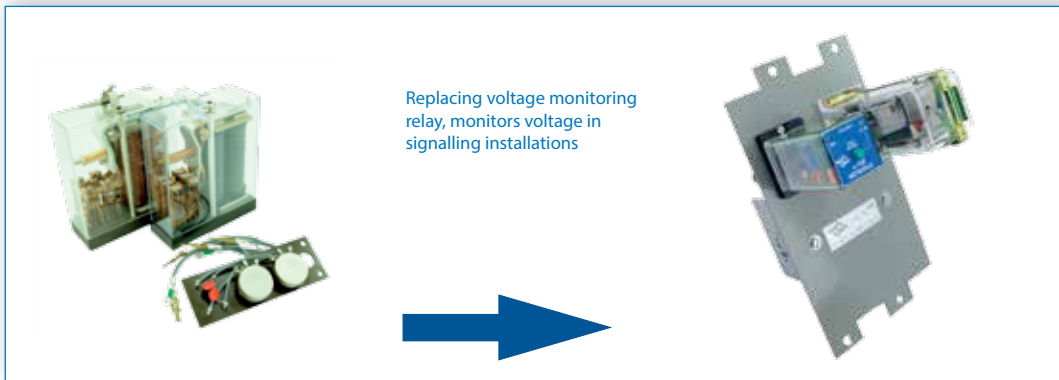




**MS-TBBU-W**



**ePOR**



**MS-DU166**





## Protection components

No compromises on performance in electrical safety of installations and quality are allowed. Mors Smitt offers a wide range of protection components for specific customer applications with high insulation, high accuracy, no auxiliary supply needed and maintenance free.

### High voltage and current protection relays

Designed to measure and protect high voltage & high current circuits e.g. catenary voltage detection, overload, third rail voltage, ground fault detection.

### Hall effect sensors

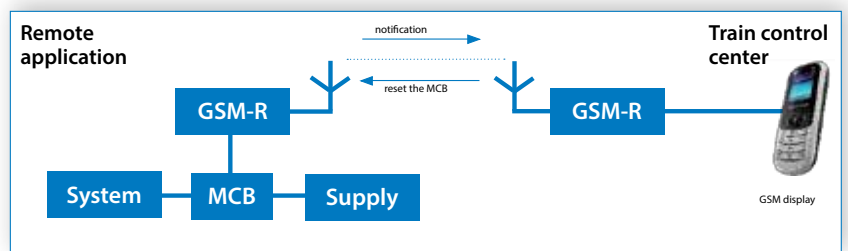
A new range of sensors based on closed loop hall effect technology, for measuring and monitoring of e.g. secondary transformer overload or shortcircuit detection, DC link from ground fault and overload, motor overload.

### Hydraulic magnetic circuit breakers

A wide range of standard, ground fault and remote operated circuit breakers is available.

Advantage of remote applications:

- Effective and economic
- Remote failure indication
- Saving time
- No unnecessary-





## Maintenance & test equipment


Mors Smitt has extensive experience with electrical test and measuring equipment in different markets. Over the years many customer specific railway solutions have been introduced. From specification to drawing, from design to manufacturing, Mors Smitt masters all elements of the development process.

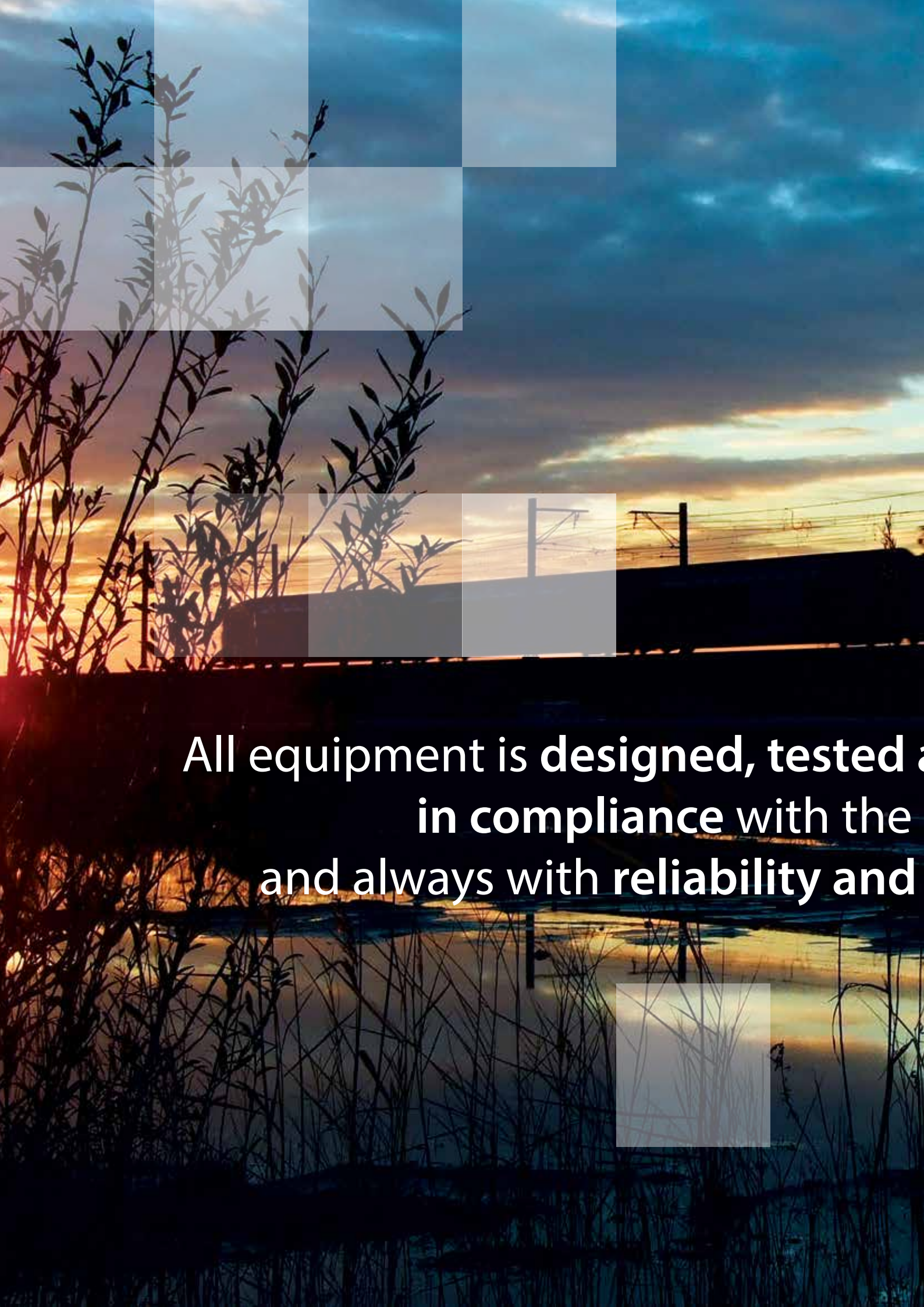
### Safety testers

- Selfdetecting shuntbar (ZKL II) - Ensures the safe blocking of track sections to protect railroad workers
- B2 Vane torque meter - Adjusts the current in a track section of a railway line in order to achieve a correct detection of trains in that section
- Selective voltage tester - Measures the voltage and current of a specific frequency
- Rail insulation test - Checks the insulation resistance between two different track sections

### Calibration of safety testers

Test equipment for safety functions has to fulfill their specifications under all circumstances. According railway regulations yearly calibration is essential to guarantee faultless functionality. Mors Smitt has the experience and capability to offer various calibration services for your test equipment.





**All equipment is designed, tested and certified  
in compliance with the  
and always with reliability and**





**and manufactured  
strictest international standards  
safety in the front of our mind**





SERVING  
SAFETY

**Mors Smitt Railway Technology**

**Signalling & rail infrastructure**





## SALES OFFICES

### FRANCE

Mors Smitt SAS

Tour Rosny 2, Avenue du Général de Gaulle,

F - 93118 Rosny-sous-Bois Cedex, France

T +33 (0) 1 4812 1440

F +33 (0) 1 4855 9001

E sales.msf@wabtec.com

### HONG KONG

Mors Smitt Asia Ltd.

29/F., Fun Tower, 35 Hung To Road

Kwun Tong, Kowloon, Hong Kong SAR

T +852 2343 5555

F +852 2343 6555

E sales.msf@wabtec.com

### THE NETHERLANDS

Mors Smitt B.V.

Vrieslantlaan 6

3526 AA Utrecht, The Netherlands

T +31 (0)30 288 1311

F +31 (0)30 289 8816

E sales.msbv@wabtec.com

### UNITED KINGDOM

Mors Smitt UK Ltd.

Graycar Business Park, Barton under Needwood,

Burton on Trent Staffordshire, DE13 8 EN, UK

T +44 (0)1283 722 650

F +44 (0)1283 722 651

E sales.msuk@wabtec.com

### USA

Mors Smitt Technologies Inc.

1010 Johnson Drive

Buffalo Grove, IL 60089-6918, USA

T +1 847 777 6497

F +1 847 520 2222

E salesmst@wabtec.com

Your local contact:

BRO-Signalling & RI V1.6 Sep 2015

[www.morssmitt.com](http://www.morssmitt.com)

