


/// Plug-in industrial relay with 4 C/O contacts

Rugged plug-in relays for extreme reliability, within long endurance applications and harsh environments

Magnetic arc blow-out

Option B for D-relays

Part of D-platform

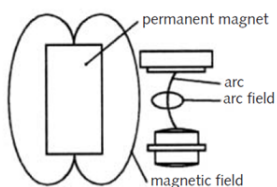


Description

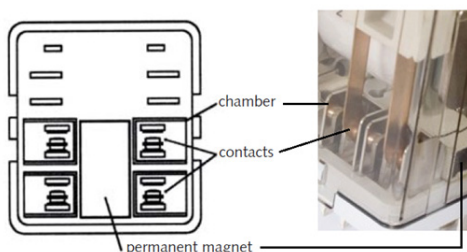
Magnetic arc blow-out by means of a permanent magnet and arcing chambers.

Ensures a high DC breaking capacity and longer contact life.

Principle of arc blow-out



Arc length increases due to two magnetic fields



Application

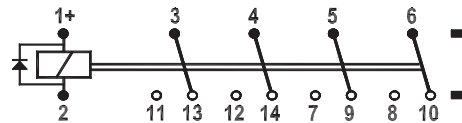
Designed for applications with high contact load switching.

Features D-B relay

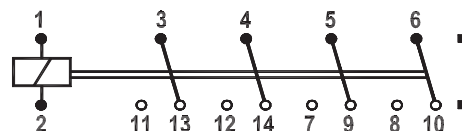
- High DC breaking capacity and longer contact life
- Instantaneous compact plug-in relay, 4 C/O contacts
- LED indicator
- Integrated back EMF suppression diode (DC versions)
- Coil voltages 6 to 250 VDC, 6-400 VAC
- Maximum continuous current 10 A
- Maximum switching voltage 250 VDC, 440 VAC
- Minimum switching current 10 mA (optional 1 mA)
- Mechanical life 50 million operations (DC versions)
- Solve-All relay application concept
- Transparent cover for easy visual inspection
- Integrated snap-lock, no external retaining clip needed
- Wide range of sockets for panel, rack or 35 mm rail
- Flexibility with many options
- Optional positive mechanical keying relay to socket

Connection diagram

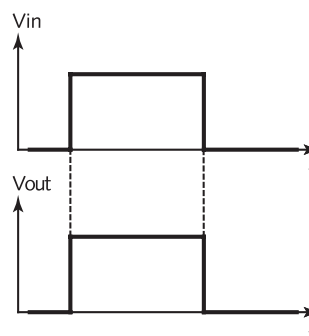
DC-version



AC-version



Timing diagram



Compliance

IEC 61810
 IEC 60947
 IEC 60947-5-1
 IEC 60255

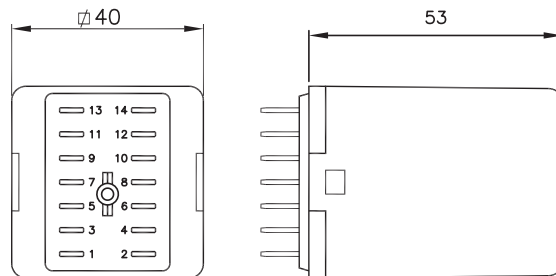


Instantaneous relay Option B for D-relay

D-relay options next to B

- Low temperature
- Gold plated contacts
- Extra dust protection
- Double zener diode
- Wider operating range and ambient temperature
- Weld-no-transfer contacts
- Double make/double break contacts
- No surge protection diode and no LED
- Mechanical trip indicator
- High burden protection
- AgSnO₂ contacts
- Polarizing diode
- Fast switching contacts, 4 C/O contacts
- Mechanical on/off position indicator
- Push-to-test button
- Bipolar LED
- Rectifier bridge
- Reversed polarity of coil contacts
- Make before break contacts
- Contact gap of 2 mm

D-relay dimensions (mm)



Solve-All relay application concept

The unique D relay with all its options has been designed in close cooperation with customers from the power utility industry.

The Solve-All relay application concept offers ultimate flexibility to design and supply tailor made D-relays.

Sockets

		Mounting			
		Surface / Wall	35 mm rail	Panel / Flush	PCB
Terminal connection	Screw	V23	V23	-	-
	Screw - wide terminals	V22BR	V23BR	-	-
	Spring clamp	V29	V29	V33	-
	Faston	-	-	V31	-
	Crimp	-	-	V26	-
	Solder tag	-	-	V3	-
	PCB	-	-	-	V32

For more information see the respective datasheets

For more detailed technical specifications, drawings and ordering information, go to the product page on www.morssmitt.com

 **Over 10 million Mors Smitt relays in use in applications worldwide!**

Mors Smitt Asia Ltd.
 Unit B&C, 25/F., Casey Aberdeen House,
 38 Heng Yip Road, Wong Chuk Hang,
 Hong Kong
 Tel: +852 2343 555
sales.msa@wabtec.com

Mors Smitt France SAS
 2 Rue de la Mandinière
 72300 Sablé-sur-Sarthe, France
 Tel: +33 (0) 243 92 82 00
sales.msf@wabtec.com

Mors Smitt UK Ltd.
 Graycar Business Park,
 Burton on Trent, DE13 8EN, UK
 Tel: +44 (0)1283 722 650
sales.msuk@wabtec.com

Mors Smitt B.V.
 Vrieslantlaan 6,
 3526 AA, Utrecht, Netherlands
 Tel: +31 (0)30 288 1311
sales.msbv@wabtec.com

Mors Smitt Technologies Ltd.
 1010 Johnson Drive,
 Buffalo Grove, IL 60089-6918, USA
 Tel: +1 847 777 6497
salesmst@wabtec.com

RMS Mors Smitt
 6 Anzed Court,
 Mulgrave, VIC 3170, Australia
 Tel: +61 (0)3 8544 1200
sales.rms@wabtec.com

(c) Copyright 2018

All rights reserved. Nothing from this edition may be multiplied, or made public in any form or manner, either electronically, mechanically, by photocopying, recording, or in any manner, without prior written consent from Mors Smitt. This also applies to accompanying drawings and diagrams. Due to a policy of continuous development Mors Smitt reserves the right to alter the equipment specification and description outlined in this datasheet without prior notice and no part of this publication shall be deemed to be part of any contract for the equipment unless specifically referred to as an inclusion within such contract. Mors Smitt does not warrant that any of the information contained herein is complete, accurate, free from potential errors, or fit for any particular purpose. Mors Smitt does not accept any responsibility arising from any party's use of the information in this document.